

Ask us about a LightScalpel  
laser frenectomy!

### What is a LightScalpel CO<sub>2</sub> laser?

The LightScalpel CO<sub>2</sub> laser is a device that produces a concentrated beam of light. The highly focused CO<sub>2</sub> laser beam vaporizes cleanly and precisely while sealing blood vessels at the same time. Many years of experience in medicine and oral surgery went into the design of this laser system, which was made to provide superior care for patients.

Our laser is so precise that we can selectively remove only a few cells at a time, if needed. At the same time, it is powerful enough to de-bulk large tumors.

### Are LightScalpel laser procedures safe?

When used according to accepted guidelines by a trained practitioner, the laser is as safe as other instruments. You will wear special protective glasses, just as you would to protect your eyes from sun exposure.



3790 7<sup>th</sup> Terrace, #201  
Vero Beach, FL 32960  
772.569.4118

[www.VeroBeachDentist.Com](http://www.VeroBeachDentist.Com)




Find out more at  
[LightScalpel.com](http://LightScalpel.com)



**lightScalpel®**  
Advancing flexible fiber  
CO<sub>2</sub> lasers since 1991

### LASER FRENECTOMY FOR ADOLESCENTS AND ADULTS

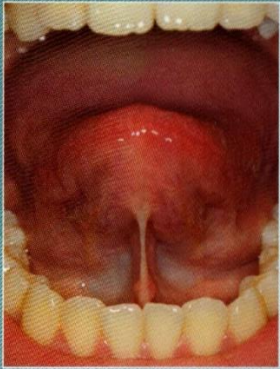


Our office utilizes the latest CO<sub>2</sub> laser technology from LightScalpel. This brochure will help you better understand our laser.



## LightScalpel Laser Frenectomies

### Tongue Tie Release (Lingual Frenectomy)

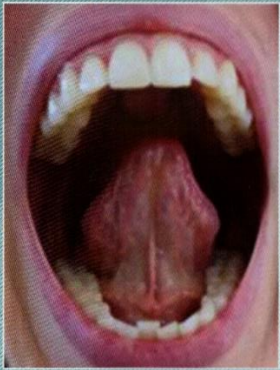


Before



4 Weeks After

### Tongue Tie Release (Lingual Frenectomy)

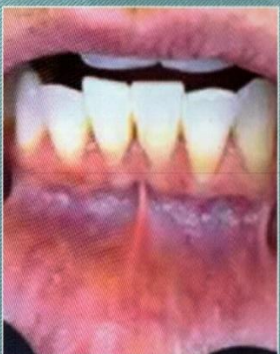


Before



2 Weeks After

### Lip Tie Release (Labial Frenectomy)



Before



2 Weeks After

Clinical images are courtesy of Paula Fabbie, RDH, BS, COM and Leonard Kundel, DMD

## What are the advantages of LightScalpel laser frenectomies?

- **Minimized Bleeding:** As it vaporizes the tissue, the LightScalpel laser seals small blood vessels. The resulting reduction in bleeding makes frenectomy a quick and easy procedure. In most cases, no sutures are required.
- **Less Swelling and Discomfort:** The LightScalpel CO<sub>2</sub> laser beam seals lymphatics, resulting in less post-operative swelling and discomfort associated with traditional scalpel procedures.
- **Reduced Risk of Infection:** The sanitizing effect of the laser minimizes the risk of infection and means faster healing.
- **Shortened Procedure Time:** Less bleeding ensures the improved visibility of the treatment area. This helps to minimize the duration of the procedure.
- **Faster recovery:** Reduced trauma, minimal to no bleeding, less swelling and discomfort, and shorter periods of anesthesia mean, in most cases, that the child can return to daily activities the day of the procedure.
- **Advanced laser tools mean better results:** The lightweight ergonomic handpieces and flexible fiber waveguide of the LightScalpel CO<sub>2</sub> laser allow for enhanced precision with pin-point accuracy and excellent reach.

## Experts on CO<sub>2</sub> laser frenectomy



"As a dentist with 15 years of laser experience, including diode and erbium classes of lasers, I now exclusively use the LightScalpel CO<sub>2</sub> laser for every infant soft tissue surgery. The adjustments for various tissue types and the exact precision of ablation are unparalleled. No other laser allows for this fine surgical control. I would never treat a patient with any other laser."

**Martin A. Kaplan, DMD**  
Bolton, MA

"The LightScalpel is the finest instrument I have used for performing tongue and lip-tie surgeries as well as many other procedures. I use it at least four times a day. Before, we were using a diode laser and it doesn't even compare. Before, a frenectomy would take around a minute or more. Now with the LightScalpel, it's about 20 seconds. The moms report less pain for their babies (they eat better and are less fussy). An all-around classy company that stands by their great product."



**Richard Baxter, DMD, MS**  
Birmingham, AL